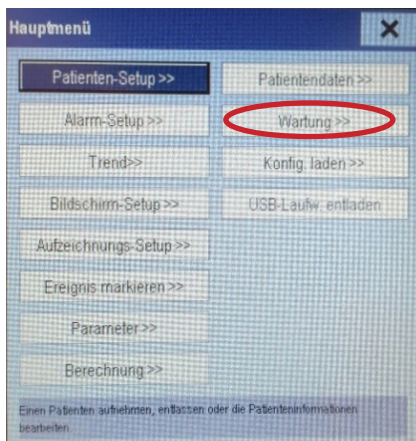


LifeVet 8M/8C/12M Monitoring and Anaesthesia Monitors

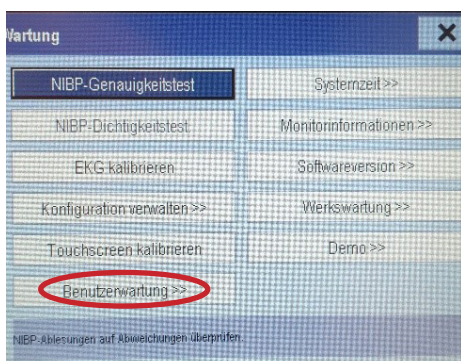
Item no. 321900 / 321901 / 321910

How to Change the Language

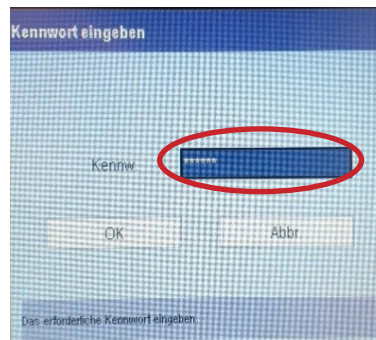
1. Switch unit on and press **MENU**.
2. Select **WARTUNG**.



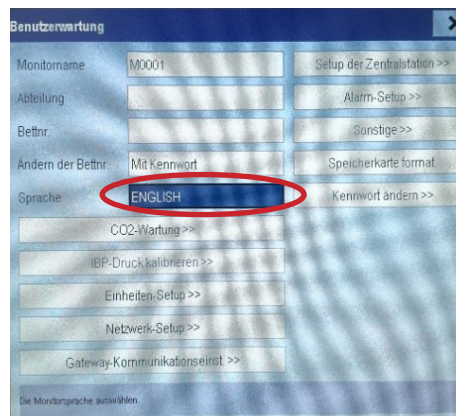
3. Select **BENUTZERWARTUNG**.



4. Enter Password **888888**.



5. Change **Language**.



6. Close all windows and **restart** the unit.